



ENWORK

CAYMAN by Enwork



Cayman Private Office, Typical 8, and coordinating Cayman Credenza, Formica Millennium Oak and Black laminate



A Refined Approach

Elegant, innovative, and quick to install

Incorporate a variety of materials with ease. Work wall panels install perfectly flush, even when varying from glass, laminate, or fabrics.



Design Details

Solid Aluminum Shelving

Design with intent

Gentle radii, crisp lines, and recessed low-profile LED lighting enhance beauty from every angle.



Top Shape

Invite collaboration

Soft curves along the guest edges invite collaboration through an approachable, comfortable aesthetic.




Cantilevered Surfaces

Light scale, uninterrupted aesthetics

Cayman surfaces are available in fixed-height and height-adjustable configurations. Integrated wire management keeps cords out of the way, and optional modesty panels are available in a variety of finishes.

Preconfigured Modules for Easy Specification

Cayman begins with base office typicals then additional modules are added per customer preference.



Modern-Day Convenience

Microwave Garage

Appliances within reach

Utility storage beneath the tech drawer is available with either a double door for a microwave and accessories or a lateral file drawer for Pendaflex files.



Technology Drawer

A space for everything

Return cabinets include a tech drawer with easy access to power and data. Features include built-in ventilation, a steel partition for accessories, soft-close slides, matching drawer body laminate, and a protective foam base.



Appliance Garage

Bring the home office to work

The Appliance Garage is an ideal space for a coffee maker and personal refrigerator. Appliances available from Enwork. Two integrated outlets power appliances. Cabinet door is available in laminate or glass (non-magnetic).

Printer Garage

Organization and efficiency

Pull-out printer storage with a side-access paper cubby ensures every item has its place.



Height-Adjustable Return

The executive email station

Electric height-adjustable returns create the perfect email station or supplemental workspace. Ideal for use with the 80"H Executive Height product configuration.



Single Door Wardrobe Tower
 Features adjustable shelving, a power outlet, and several storage spaces.



Tower Options

Side-Access Wardrobe Tower
 With Appliance and Printer Garage

Designed with superior utility in mind, the Side-Access Wardrobe features space to hang and store personal belongings like bags, jackets, hats, or shoes. Standard with hook and angled metal shelf.



Front-Access Wardrobe Tower
 With Appliance and Printer Garage

Built-in Appliance and Printer Garages make an ideal combination for high-performing private offices.

Every Detail Counts

Common Top and Base

Common low-storage top with no seams achieves a continuous span. A black plinth base beneath cabinets creates an elegant floating furniture aesthetic.




Specify by the Inch

Add-On Modules are specified by the inch to perfectly fit uniquely-sized office footprints. This is especially easy when configuring Cayman in CET.



Wall Tether and Wire Management

Freestanding Cayman requires minimal connection to the architectural wall. A 3" gap exists between the Cayman work wall and existing wall to manage cords.





Defining Team Space


Cayman shines in team-based environments. Full-size glass markerboards, tackable fabrics, and integrated technology make developing unique touchdown applications easy.



Cayman Conferencing

Preconfigured Conference Typicals

Designed with meeting and video conferencing in mind, Cayman is available in fixed-height and height-adjustable configurations.



Conference Top Shapes

Cayman's intentionally designed top shapes are perfect for conference and meeting applications. Slight rounded edges create an approachable, organic aesthetic.



Utility Tray and Soundbar

The Utility Tray features two power outlets, USB A+C connectivity, marker storage channels, and a dedicated soundbar tray. When ordered, a grommet within the worksurface allows cables to pass easily into the storage cabinet.

Available from Enwork, the Sonos Beam (Gen 2) Soundbar is an ideal component for bringing conference rooms to life.

Cayman Components

Create coordinating accent walls with displays, cabinets, and integrated shelving. Cayman Components offer a complete solution ranging from conference rooms and private offices to custom applications.

Conference Room Accent Walls

Substance and functionality in the conference room

80"H Cayman accent walls with full-width shelving, quartz common top, locking double door cabinet, LED lighting, and floating plinth base.



Private Office Storage Walls

Utility and sophistication in a variety of spaces

80"H Cayman accent wall with a freestanding tower, glass markerboard, laminate common top, double door cabinets, and floating plinth base.



Cayman Corners

Cayman corner configurations make the most of private office spaces with continuous storage and surfaces. The result? Less clutter and intentionally designed spaces.

Wall-to-Credenza

80"H Wall to Credenza L-Junction.



Wall-to-Wall

80"H Wall to Wall L-Junction.

Base Offices

Product specification begins with preconfigured Base Office A or B. Both include a 34"D x 72"W fixed or electric height-adjustable worksurface and a storage cabinet with an acrylic sliding door.

Base Office A


Includes return storage with a tech drawer and a choice of a two-door cabinet for a microwave or a soft-closing lateral file case.



Base Office B

Includes an electric height-adjustable worksurface return

The return adjusts independently of the adjustable cantilever top (if selected) and includes a programmable handset.



Cayman Typicals

Specifying Cayman is easy! Each predefined typical starts with Base Office A or Base Office B, then additional Add-On Modules and options are selected.

All typicals are shown in the right-hand orientation.



Typical 1
Base Office A



Typical 2
Base Office A w/ Add-On Module
User Side



Typical 3
Base Office A w/ Add-On Module
Guest Side



Typical 4
Base Office A w/ Tower



Typical 5
Base Office B w/ Add-On Module
and Optional Shelving User Side



Typical 6
Base Office B w/ Add-On Module
and Optional Shelving Guest Side



Typical 7
Base Office B w/ Tower



Typical 8
Base Office A w/ Add-On Module and Tower



Typical 9
Base Office B w/ Add-On Module, Tower,
and Optional Shelving Guest Side



Typical 10
Base Office A
(No Work Wall)



Typicals are available in 66"H Standard Height or 80"H Executive Height configurations.

Model is 6'1" tall for scale and reference.

Credenzas

Cayman Credenzas feature coordinating aesthetics and optimized configurations for use in private office and conferencing applications.




Box Lateral File

Soft-closing tech and lateral file drawers with sleek pulls.



Double Door

Standard with adjustable shelving.



Bookcase

Easily display personal items with a Cayman open bookcase.

Cayman Accessories



Utility Tray

A perfect way to keep worksurfaces organized. Ideal for video conferencing layouts and private offices alike, and perfectly sized to accommodate a Sonos Beam (Gen 2) Soundbar.



Modesty Panels

9"H x 48"W panel located off-center relative to the width and depth of the cantilever worksurface. Available in 1/4" acrylic or 3/4" laminate.



Microwave

GE Countertop Microwave Oven, 700 Watts, 0.7 cu ft capacity



Personal Refrigerator

Mini Fridge Portable Cooler and Warmer, 10L



Coffee Maker

Keurig K-Mini K-Cup Pod Brewer, 6-12oz



Deluxe Soundbar

Sonos Beam (Gen 2) Soundbar

Please Note: Appliance models are subject to change without prior notice.

ENWORK



HEADQUARTERS

12900 Christopher Dr. S.E.
Lowell, MI 49331
1-800.815.7251

SHOWROOM

Merchandise Mart
222 Merchandise Mart Place
Suite 11-118
Chicago, IL 60654

Revised 03.23
enwork.com
©2023 Enwork