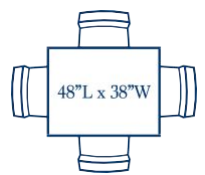
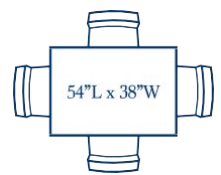




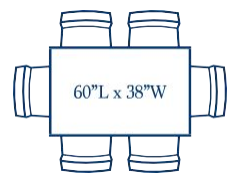
RECTANGLE TABLES



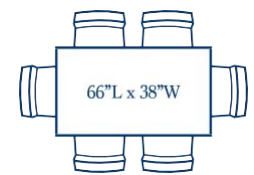
4 ft table, 4 chairs  
Typical width = 36-40"



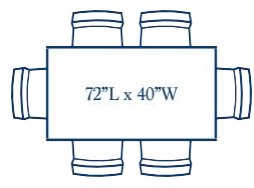
4.5 ft table, 4 chairs  
Typical width = 36-40"



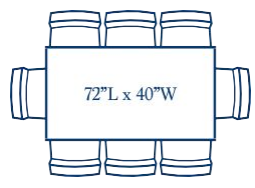
5 ft table, 6 chairs  
Typical width = 36-42"



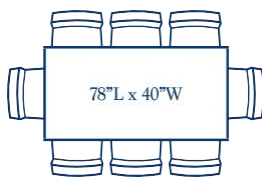
5.5 ft table, 6 chairs  
Typical width = 36-42"



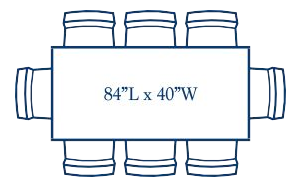
6 ft table, 6 chairs  
Typical width = 38-42"



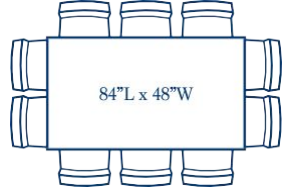
6 ft table, 8 chairs  
(Tight on sides)  
Typical width = 38-42"



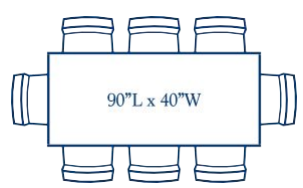
6.5 ft table, 8 chairs  
Typical width = 38-42"



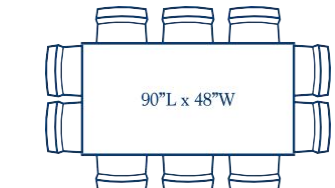
7 ft table, 8 chairs  
Typical width = 38-42"



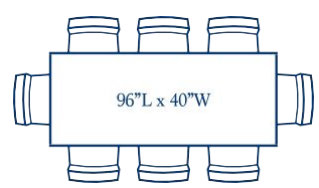
7 ft table, 10 chairs  
48" width shown (Tight on ends)



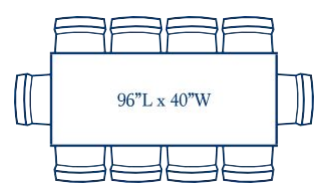
7.5 ft table, 8 chairs  
Typical width = 38-42"



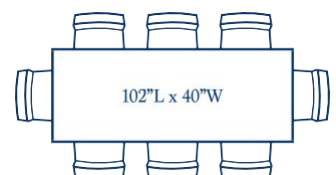
7.5 ft table, 10 chairs  
48" width shown (Tight on ends)



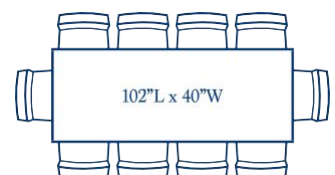
8 ft table, 8 chairs  
Typical width = 38-42"



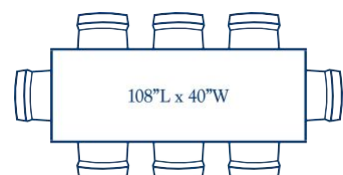
8 ft table, 10 chairs  
(Tight on sides)  
Typical width = 38-42"



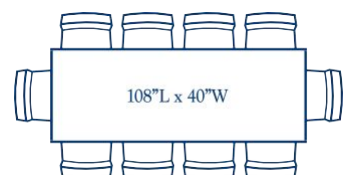
8.5 ft table, 8 chairs  
Typical width = 38-42"



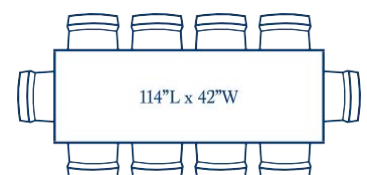
8.5 ft table, 10 chairs  
(Tight on sides)  
Typical width = 38-42"



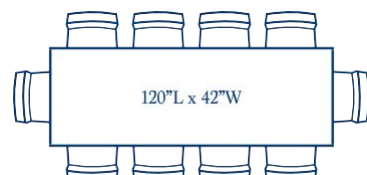
9 ft table, 8 chairs  
Typical width = 38-42"



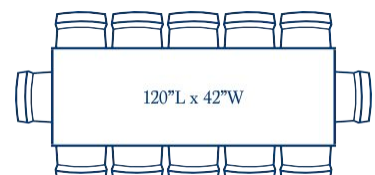
9 ft table, 10 chairs  
Typical width = 38-42"



9.5 ft table, 10 chairs  
Typical width = 38-42"



10 ft table, 10 chairs  
Typical width = 40-42"



10 ft table, 12 chairs  
(Tight on sides)  
Typical width = 40-42"

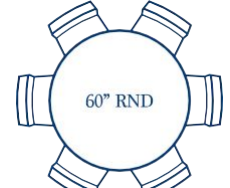
ROUND TABLES



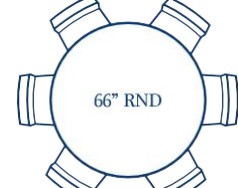
4 ft Round table,  
4 chairs



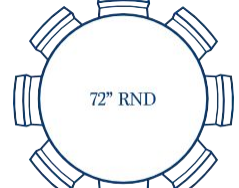
4.5 ft Round table,  
4 chairs



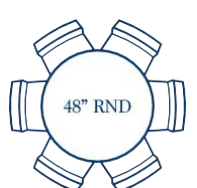
5 ft Round table,  
6 chairs



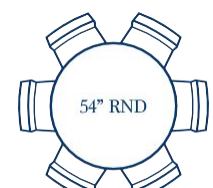
5.5 ft Round table,  
6 chairs



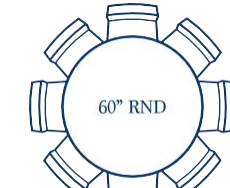
6 ft Round table,  
8 chairs



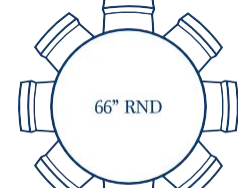
4 ft Round table,  
6 chairs (Tight)




4.5 ft Round table,  
6 chairs



5 ft Round table,  
8 chairs (Tight)



5.5 ft Round table,  
8 chairs (Tight)



6 ft Round table,  
10 chairs (Tight)